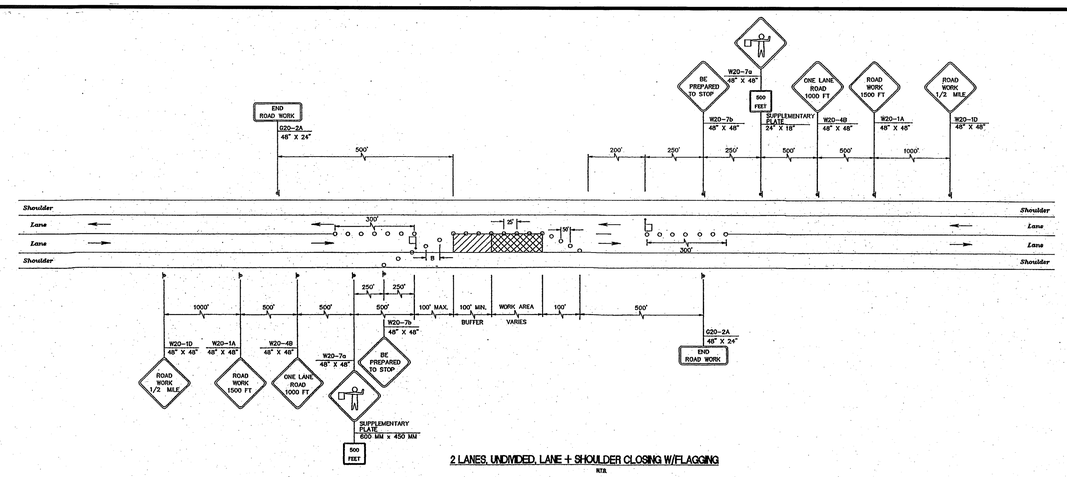

2 LANES, UNDIVIDED, LANE + SHOULDER CLOSING W/FLAGGING

N.T.S.

QUANTITIES

ITEM NO.	DESCRIPTION	UNIT	QUANTITY
1	TRAFFIC DRUMS	EA.	50
2	CONSTRUCTION SIGNS	S.F.	200

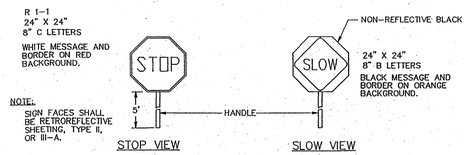

STOP/SLOW PADDLE

N.T.S.

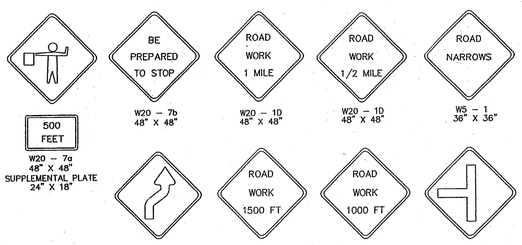

DRUM NOTES

Drums shall be constructed by lightweight deformable materials. Metal drums shall not be used. The markings on the drums shall be horizontal, circumferential, alternating orange and white, retro reflective stripes, 6 inches wide. Each drum shall have a minimum of two orange and two white stripes with the top stripe being orange. Drums shall have closed tops that will not allow collection of construction debris or other debris. Drums should not be weighted with sand, water or any material to the extent that would make them hazardous to road users or workers when struck.

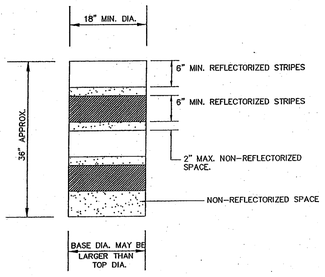

DRUMS

N.T.S.

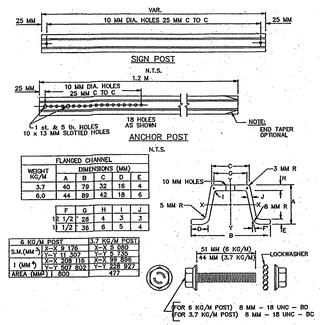

FLANGED CHANNEL					
WEIGHT KG/M	DIMENSIONS (MM)				
	A	B	C	D	E
3.7	40	79	32	16	4
6.0	44	89	42	18	6

	F	G	H	I	J
12 1/2	28	4	3	3
11 1/2	36	6	5	4

6 KG/M POST		3.7 KG/M POST
S.M.(MM³)	X-X 126	X-X 83
	Y-Y 301	Y-Y 200
I (MM⁴)	X-X 308	X-X 99
	Y-Y 602	Y-Y 228
AREA (MM²)	800	477

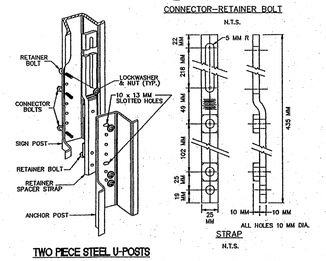

TWO PIECE STEEL U-POSTS

N.T.S.

GENERAL NOTES:

1. DRIVE THE ANCHOR POST INTO THE GROUND (UTILIZING A DRIVE CAP) UNTIL 250 TO 300 MM OF ANCHOR POST IS REMAINING ABOVE GROUND LEVEL.
2. ALIGN THE CONNECTION HOLE CLOSEST TO THE LONG SLOT IN THE RETAINER SPACER STRAP WITH THE TOP HOLE IN THE ANCHOR POST. THE STRAP IS THEN ATTACHED BY MAKING A BOLTED CONNECTION THROUGH THE BOTTOM HOLE IN THE STRAP AND THE HOLE IT ALIGNS WITH IN THE ANCHOR POST.
3. ROTATE THE STRAP 90 DEGREES TO THE LEFT AND DRIVE THE ANCHOR POST INTO THE GROUND UNTIL ONLY 100 MM REMAINS ABOVE GROUND LEVEL. THIS 100 MM MUST BE ADHERED TO FOR SAFETY REASONS TO ENHANCE THE BREAKAWAY FEATURES OF THE POST IN ACCORDANCE WITH CURRENT FEDERAL AND STATE SAFETY STANDARDS. EXCAVATE AS REQUIRED TO TIGHTEN BOLTS.
4. ROTATE THE STRAP BACK TO VERTICAL POSITION.
5. PLACE THE SIGN POST AGAINST THE ANCHOR POST AND THE STRAP. ALIGN THE BOTTOM HOLE IN THE SIGN POST WITH THE CONNECTION HOLE IN THE LOWER END OF THE STRAP. INSERT TWO (2) CONNECTOR BOLTS THROUGH THE COMMON HOLES IN THE SIGN POST, STRAP AND ANCHOR POST.
6. COMPLETE THE CONSTRUCTION BY ATTACHING THE STRAP TO THE SIGN POST WITH A BOLT AND NUT. THIS CONNECTION SHALL BE MADE AT THE BOTTOM OF THE LONG SLOT IN THE STRAP.
7. TWO PIECE STEEL U-POST IS A PATENTED DEVICE. THE PATENT NO. IS 4126403.

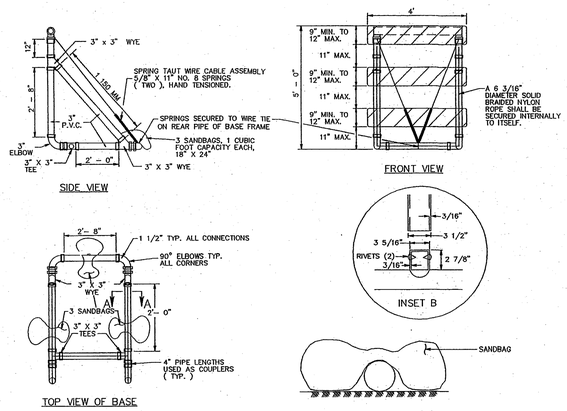

PIPE SHALL BE WHITE PVC SCHEDULE 40 ASTM D 1785 OR PVC, SDR-26 ASTM D 2241, FITTINGS SHALL BE WHITE PVC OR ABS OF MATCHING WALL THICKNESS AND INSIDE DIAMETER AND MEETING THE MATERIALS, REQUIREMENTS AND TESTING SECTIONS OF ASTM D 2466 FOR PVC AND ASTM D 2468 FOR ABS. ALL JOINTS SHALL BE SLIP FIT AND NOT THREADED OR CEMENTED. PVC FITTINGS MEETING ASTM D 2665 WILL ALSO BE ACCEPTABLE. PVC OR ABS MATERIAL SHALL BE ULTRAVIOLET LIGHT STABILIZED.

TYPE III PVC

BREAKAWAY BARRICADES

N.T.S.

LEGEND

- BREAKAWAY BARRICADES
- BREAKAWAY BARRICADES WITH SIGN
- CONSTRUCTION SIGNS
- DRUMS
- CONE
- DIRECTION OF TRAFFIC FLOW
- FLAGGER
- BUFFER ZONE
- WORK AREA

REFERENCES:

1.) MANUAL OF UNIFORM TRAFFIC CONTROL DEVICES.

2.) HIGHTSTOWN BOROUGH TAX MAP

NOTES:

1.) THE CONTRACTOR IS TO INSPECT ALL DETOUR SIGNS AND LIGHTS EACH DAY TO ASSURE THAT THEY ARE PROPERLY LOCATED AND FUNCTIONING.

2.) ADDITIONAL BARRICADES, LIGHTS AND SIGNS MAY BE REQUIRED AND SHALL BE PROVIDED AS DIRECTED BY THE ENGINEER.

3.) ALL SIGNS TO BE CONSTRUCTED OF ALUMINUM WITH HIGH INTENSITY REFLECTIVE COATINGS.

4.) ALL SIGN POSTS SHALL BE BREAKAWAY.

5.) THIS PLAN IS NOT VALID UNLESS EMBOSSED WITH THE SEAL OF THE UNDERSIGNED PROFESSIONAL(S).

JOSEPH S. LALKA, P.E.
LICENSED PROFESSIONAL ENGINEER
STATE OF NEW JERSEY LIC. NO. 24GE02386000

TRAFFIC CONTROL PLAN

ROAD REHABILITATION FOR DUTCH NECK ROAD & MORRISON AVENUE

(400' west of Dutch Neck Road/Route 130 Intersection to Hightstown Borough Border)

DRAWN: MBL	EAST WINDSOR TOWNSHIP MERCER COUNTY, N.J. 16 LANNING BOULEVARD EAST WINDSOR, N.J.	DATE	NO.
APPROVED: JSL		8/30/19	1
DATE: 7/31/19		REVISIONS	
SCALE: N.T.S.			
SHEET NO. 10 of 10			